



**JCB**

**WORK LIGHTS**

**MADE FOR  
HARD WORK.**




# MADE FOR HARD WORK.

**DESIGNED TO BE BRIGHTER, TOUGHER, GREENER AND TO BE USED IN THE MOST DEMANDING WORK ENVIRONMENTS.**

Our range of JCB rechargeable and portable work lights, use the latest in battery and LED technology, which delivers a near daylight high output light with cable-free long run times. The complete range is designed and built to be strong and durable, which mean they can handle even the most challenging work environment. With a 3-year warranty, you have the peace of mind that JCB Work Lights will be working as long and as hard as you.





# STRONG & DURABLE RECHARGEABLE WORK LIGHTS.

## KEY BENEFITS OF USING THE JCB WORK LIGHTS RANGE INCLUDE:

### PORTABLE

Highly mobile and very easy to store and transport.

### RECHARGEABLE

Latest LED and Li-Ion technology used, which means they are greener whilst delivering a high-capacity light with long run times and some of the range have an interchangeable slide-in adapter and battery mount system, meaning 18V power tool batteries can be used.

### ROBUST AND RUGGED

All the lights and accessories have been designed to sustain the rigours of the work environment. The range has been dropped tested, some you can drive over, others can withstand large drops. See the IK ratings for toughness for each product. Designing the lights for all conditions, we have very high water and dust protection levels (IP ratings) in addition to materials being used that are oil and chemical resistant.

### STEPLESS DIMMING AND VARIABLE BRIGHTNESS

All the lights include variable brightness levels. New designs include stepless variable dimming so you can choose the best lighting level. Light brightness indicators and innovative rotary controls are just some of the new ways JCB Work Lights has been innovating functionality for greater user controls.

### FLEXIBLE

Built-in USB power banks, mounting magnets, clamps, hooks and belt clips give options and hands-free operation in challenging workspaces.

### RANGE OF ACCESSORIES

Complemented by a range of accessories including adapters, batteries, brackets, chargers and tripods which offer quick deployment and easy set-up.


### MULTIPLE APPLICATIONS

Used by a multitude of professionals across many industries such as automotive, aerospace, agriculture, building and construction, emergency rescue, engineering, events, forensic science, rail, surveying, security and inspection and utilities.

### 3-YEAR WARRANTY

Brand leading guarantee for extra peace of mind (terms and conditions apply).





# WORK LIGHTS

FROM THE INSPECTOR, GLOBE AND POCKET THROUGH  
TO THE FLEXTRA, TUFFXONE AND TUFFCLAMP WE  
HAVE A COMPREHENSIVE RANGE OF WORK LIGHTS TO  
MATCH YOUR REQUIREMENTS.

**COMPACT INSPECTION LIGHT**

JCB-WL-INSPECTOR

**FEATURES**

- Bright 200 lumen compact pocket size inspection light
- Latest LED technology with wide angle beam
- Soft to touch rubberised body
- Comes with mounting magnet and belt clip
- Magnet and belt clip has 180 degree rotation
- Hanging hook 360 degree rotation
- Ideal for plumbers, electricians and mechanics



**SPECIFICATION**

OUTPUT	200 LUMENS
BATTERY	3 X AAA (SUPPLIED)
MAXIMUM POWER RUNTIME	5 HOURS ON FULL BATTERY
CHARGE TIME	N/A
IP RATING	IP43 SPLASH / DUSTPROOF
WARRANTY	3-YEARS
DIMENSIONS (MM)	38 (D) X 17 (W) X 165 (H)
WEIGHT	37G
EAN NUMBER	0604565169877
DISPLAY BOX / QTY IN BOX	YES / 12 PIECES



**MAGNETIC BASE WORK LIGHT**

JCB-WL-GLOBE

**FEATURES**

- Rotating work light with removable head
- 600 lumens output
- 3 settings 600 lm, 300 lm, flash - SOS
- Rechargeable battery - Micro USB
- Unique magnetic base allowing full rotation
- Comes with hanging hooks and 1/4" tripod mount
- Built-in USB power bank
- Ideal for auto-mechanics



**SPECIFICATION**

SPECIFICATIONS	600 LUMENS
BATTERY	RECHARGEABLE MICRO USB
MAXIMUM POWER RUNTIME	3.5 HOURS ON FULL CHARGE
CHARGE TIME	5 HOURS
IP RATING	IP44 SPLASH / DUSTPROOF
WARRANTY	3-YEARS
DIMENSIONS (MM)	89 (D/W) X 106 (H) INCLUDING BASE
WEIGHT	400G
EAN NUMBER	5060708070113
DISPLAY BOX / QTY IN BOX	YES / 6 PIECES





**INSPECTION / WORK LIGHT**

JCB-WL-PALM

**FEATURES**

- **Very bright 1000 lumen inspection and work light**
- **Palm size and incredibly lightweight at 140g**
- Rechargeable battery - USB-C
- 3 settings 1000 lm, 500 lm, 200 lm
- Comes with mounting magnet and hanging hook
- Battery status indicator
- **Built-in USB power bank**
- Ideal for always keeping in your pocket, so its ready to use when needed



**SPECIFICATION**

SPECIFICATIONS	1000 LUMENS
BATTERY	RECHARGEABLE USB-C
MAXIMUM POWER RUNTIME	3.5 HOURS ON FULL CHARGE
CHARGE TIME	3.5 HOURS
IP RATING	IP54 SPLASH / DUSTPROOF
WARRANTY	3-YEARS
DIMENSIONS (MM)	26 (D) X 63 (W) X 120 (H)
WEIGHT	140G
EAN NUMBER	0604565169938
DISPLAY BOX / QTY IN BOX	YES / 10 PIECES



**POCKET WORK LIGHT**

JCB-WL-POCKET

**FEATURES**

- **Impressive 1000 lumen robust and portable work light**
- Rechargeable battery - USB-C
- 3 settings 1000 lm, 500 lm, 350 lm
- **Integrated magnetic 360 degree rotating stand**
- Comes with hanging hook and belt clip
- Battery status indicator
- **Ideal for gas engineers, electricians and plumbers**



**SPECIFICATION**

SPECIFICATIONS	1000 LUMENS
BATTERY	RECHARGEABLE USB-C
MAXIMUM POWER RUNTIME	4 HOURS ON FULL CHARGE
CHARGE TIME	5 HOURS
IP RATING	IP54 SPLASH / DUSTPROOF
WARRANTY	3-YEARS
DIMENSIONS (MM)	39 (D) X 71 (W) X 100 (H)
WEIGHT	173G
EAN NUMBER	0604565169792
DISPLAY BOX / QTY IN BOX	YES / 10 PIECES



**WORK LIGHT WITH TORCH**

JCB-WL-POCKET II

**FEATURES**

- **2-for-1! 800 lumen work light and torch**
- **Red static / flashing light for emergencies**
- Rechargeable battery - USB-C
- Strong magnetic base with 180 degree rotation
- Up to 20 hours runtime
- Stepless dimming for both torch and work light
- Digital battery status indicator
- Built-in USB power bank
- **Ideal for automotive and mechanical technicians**



**SPECIFICATION**

SPECIFICATIONS	800 LUMENS
BATTERY	RECHARGEABLE USB-C
MAXIMUM POWER RUNTIME	5 HOURS ON FULL CHARGE
CHARGE TIME	3 HOURS
IP RATING	IP54 SPLASH / DUSTPROOF
WARRANTY	3-YEARS
DIMENSIONS (MM)	31 (D) X 69 (W) X 156 (H)
WEIGHT	215G
EAN NUMBER	0604565169945
DISPLAY BOX / QTY IN BOX	YES / 10 PIECES



**DUAL INSPECTION / WORK LIGHT**

JCB-WL-FLEXTRA

**FEATURES**

- Flexible inspection and work light
- Rechargeable battery - USB-C
- 100 lumen snake light - 250 mm long
- **Snake light for seeing into hard to reach spaces**
- **Up to 20 hours runtime**
- 300 lumen work light with stepless dimming
- Comes with mounting magnet and belt clip
- **Perfect for mechanics, engineers or electricians**



**SPECIFICATION**

SPECIFICATIONS	300 LM WORK LIGHT / 100 LM INSPECTION LIGHT
BATTERY	RECHARGEABLE USB-C
MAXIMUM POWER RUNTIME	3 HOURS ON FULL CHARGE
CHARGE TIME	3 HOURS
IP RATING	IP65 WATER / DUSTPROOF / STRONG & TOUGH
WARRANTY	3-YEARS
DIMENSIONS (MM)	31 (D) X 66 (W) X 136 (H) - SNAKE 250 (L)
WEIGHT	200G
EAN NUMBER	0604565169907
DISPLAY BOX / QTY IN BOX	YES / 10 PIECES





**FULLY WATERPROOF WORK LIGHT** JCB-WL-TUFFXONE

**FEATURES**

- Fully waterproof 1500 lumen work light
- **Extremely tough - we've driven a lorry over it!**
- Rechargeable battery - USB-C
- **IP68 - can be fully submersed in water**
- Strong magnetic stand and tripod mountable
- 2 settings 1500 lm, 750 lm
- Battery status indicator
- **Ideal for plumbers, boat engineers and farmers**



**SPECIFICATION**

SPECIFICATIONS	1500 LUMENS
BATTERY	RECHARGEABLE USB-C
MAXIMUM POWER RUNTIME	3 HOURS ON FULL CHARGE
CHARGE TIME	4 HOURS
IP RATING	IP68 WATER / DUSTPROOF / STRONG & TOUGH
WARRANTY	3-YEARS
DIMENSIONS (MM)	43 (D) X 150 (W) X 101 (H)
WEIGHT	426G
EAN NUMBER	0604565169716
DISPLAY BOX / QTY IN BOX	YES / 6 PIECES



**WORK LIGHT WITH STRONG CLAMP** JCB-WL-TUFFCLAMP

**FEATURES**

- 1500 lumen work light, with up to 20 hours runtime
- Rechargeable battery - USB-C
- **Comes with ridiculously strong clamp!**
- Clamp great for fixing onto doorframes, scaffolding etc.
- Strong magnetic base with 360 degree rotation
- Stepless dimming from 150 lm to 1500 lm
- **Digital display showing brightness and battery status**
- **Ideal for surveyors and all construction professionals**



**SPECIFICATION**

SPECIFICATIONS	1500 LUMENS
BATTERY	RECHARGEABLE USB-C
MAXIMUM POWER RUNTIME	3 HOURS ON FULL CHARGE
CHARGE TIME	2 HOURS
IP RATING	IP65 WATER / DUSTPROOF
WARRANTY	3-YEARS
DIMENSIONS (MM)	47 (D) X 145 (W) X 99 (H)
WEIGHT	470G
EAN NUMBER	0604565169914
DISPLAY BOX / QTY IN BOX	YES / 6 PIECES





HEAD TORCH AND WORK LIGHT

JCB-HT-XTRA

FEATURES

- Multi-functional 260 lumen head torch and work light
- Rechargeable battery - USB-C
- Wide angle beam ideal for all applications
- Wave sensor on/off for hands-free operation
- Detachable light with stand and magnetic base
- Up to 4 hours runtime - 2 settings 260 lm, 130 lm
- Ideal for plumbers, electricians and mechanics



SPECIFICATION

SPECIFICATIONS	260 LUMENS
BATTERY	RECHARGEABLE USB-C
MAXIMUM POWER RUNTIME	2 HOURS ON FULL CHARGE
CHARGE TIME	2.5 HOURS
IP RATING	IP44 SPLASH / DUSTPROOF
WARRANTY	3-YEARS
DIMENSIONS (MM)	38 (D) X 80 (W) X 45 (H)
WEIGHT	111 G
EAN NUMBER	0604565169808
DISPLAY BOX / QTY IN BOX	YES / 8 PIECES



# HEAD TORCH

THE JCB HEAD TORCH IS COMPACT AND POWERFUL, ALLOWING COMPLETE HANDS FREE OPERATION VIA ITS BUILT-IN WAVE SENSOR TECHNOLOGY. WAVE YOUR HAND IN FRONT OF THE LIGHT TO TURN IT ON OR OFF. THE LIGHT IS DETACHABLE AND COMES WITH A MAGNETIC STAND.



# SITE LIGHTS


FROM THE TUFFDUAL THROUGH TO THE XTREME OUR SITE LIGHTS HAVE BEEN DESIGNED SPECIFICALLY FOR COMPLEX AND HAZARDOUS WORKING ENVIRONMENTS, WHERE BEING SAFE IS PARAMOUNT. OUR RANGE INCLUDES POWERFUL MAGNETS AND HANGING HOOKS. THE JT AND KONNECT RANGE COMES WITH OUR UNIQUE BATTERY AND ADAPTER MOUNTING SYSTEM, MEANING THEY CAN BE POWERED YOUR WAY!



**HYBRID 2500 LUMEN SITE LIGHT** JCB-SL-TUFFDUAL

**FEATURES**

- Mains and battery powered 2500 lumen site light
- 2 versions - 240V (standard) / 110V (optional)
- 5m mains/charging cable with snap-fit connector
- Strong and very robust and is tripod mountable
- Outer casing is chemical and oil resistant
- Stepless dimming 250 lm to 2500 lm
- Battery status and brightness display
- Designed for challenging environments



TUFFDUAL MOUNTED ON MAGNETIC BRACKET (SEE ACCESSORIES)



2X TUFFDUAL MOUNTED ON T-BAR AND JCB 1.7M TRIPOD (SEE ACCESSORIES)

**SPECIFICATION**

SPECIFICATIONS	2500 LUMENS
BATTERY	MAINS 110V-240V / INTERNAL RCHRGBL LI-ION
MAXIMUM POWER RUNTIME	3.5 HOURS ON FULL CHARGE
CHARGE TIME	3 HOURS
IP RATING	IP65 WATER / DUSTPROOF
WARRANTY	3-YEARS
DIMENSIONS (MM)	69 (D) X 197 (W) X 226 (H)
WEIGHT	1.8KG
EAN NUMBER	0604565169921
DISPLAY BOX / QTY IN BOX	NO / OUTER - 6 PIECES



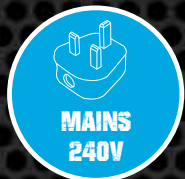

**POWERED YOUR WAY**



Compatible with BOSCH | MAKITA | HIKOKI | PANASONIC



Compatible with DEWALT | METABO | MILWAUKEE | MAFELL | CAS (Cordless Alliance System)



**SITE LIGHT POWERED YOUR WAY JCB-SL-JT2000-R**

**FEATURES**

- 2000 lumen robust site light
- Unique battery / adapter mounting system
- **Powered your way - 22.2V li-ion / 18V power tool battery**
- **Uses leading brands 18V power tool batteries (refer to list)**
- Steel construction with strong magnetic base
- **Up to 16 hours runtime with optional 22.2V li-ion battery**
- Comes with safety carabiner and tripod mountable
- Large hanging hook for scaffolding, cherry pickers etc.



**SPECIFICATION**

SPECIFICATIONS	2000 LUMENS
BATTERY	22.2V LI-ION OR 18V POWER TOOL BATTERY
MAXIMUM POWER RUNTIME	8 HRS 22.2V LI-ION / 7 HRS 18V POWER TOOL BATTERY
CHARGE TIME	22.2V LI-ION - 3 TO 4 HOURS PER BATTERY
IP RATING	IP65* WATER / DUSTPROOF / STRONG & TOUGH
WARRANTY	3-YEARS
DIMENSIONS (MM)	212 (D) X 224 (W) X 335 (H)
WEIGHT	3.1KG
EAN NUMBER	DEPENDENT ON CHOSEN POWER OPTION
DISPLAY BOX / QTY IN BOX	NO / OUTER - 2 PIECES



\* ONLY IP65 WITH 22.2V LI-ION BATTERY

**SITE LIGHT POWERED YOUR WAY JCB-SL-JT4000-R**

**FEATURES**

- 4000 lumen site light
- Unique battery / adapter mounting system
- **Powered your way - 22.2V li-ion / 18V power tool battery**
- **Uses leading brands 18V power tool batteries (refer to list)**
- Steel construction with strong magnetic base
- **Up to 8 hours runtime with optional 22.2V li-ion battery**
- Comes with safety carabiner and tripod mountable
- Large hanging hook for scaffolding, cherry pickers etc.



**SPECIFICATION**

SPECIFICATIONS	4000 LUMENS
BATTERY	22.2V LI-ION OR 18V POWER TOOL BATTERY
MAXIMUM POWER RUNTIME	4 HRS 22.2V LI-ION / 3.5 HRS 18V POWER TOOL BATTERY
CHARGE TIME	22.2V LI-ION - 3 TO 4 HOURS PER BATTERY
IP RATING	IP65* WATER / DUSTPROOF / STRONG & TOUGH
WARRANTY	3-YEARS
DIMENSIONS (MM)	212 (D) X 222 (W) X 358 (H)
WEIGHT	3.1KG
EAN NUMBER	DEPENDENT ON CHOSEN POWER OPTION
DISPLAY BOX / QTY IN BOX	NO / OUTER - 2 PIECES



\* ONLY IP65 WITH 22.2V LI-ION BATTERY

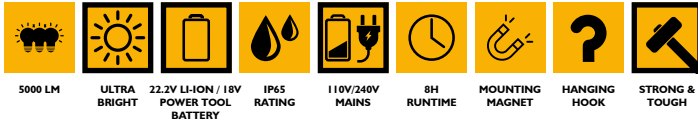
# POWERED YOUR WAY

## SITE LIGHT POWERED YOUR WAY

JCB-SL-JT4000-H

### FEATURES

- 5000 lumen (on mains power) hybrid site light
- Powered your way - mains / 22.2V li-ion / 18V power tool battery
- Uses leading brands 18V power tool batteries (refer to list)
- Hard wired 2m mains cable with BS 13 amp plug
- 4000 lumens output via optional 22.2V li-ion battery or adapter
- Unique battery / adapter mounting system
- Up to 8 hours runtime with optional 22.2V li-ion battery
- Steel construction, magnetic base, tripod mountable



### SPECIFICATION

SPECIFICATIONS	5000 LUMENS
BATTERY	MAINS   110V-240V / 22.2V LI-ION OR 18V POWER TOOL BATTERY
MAXIMUM POWER RUNTIME	4 HRS 22.2V LI-ION / 3.5 HRS 18V POWER TOOL BATTERY
CHARGE TIME	3 TO 4 HOURS PER BATTERY
IP RATING	IP65* WATER / DUSTPROOF / STRONG & TOUGH
WARRANTY	3-YEARS
DIMENSIONS (MM)	212 (D) X 218 (W) X 386 (H)
WEIGHT	3.1KG
EAN NUMBER	DEPENDENT ON CHOSEN POWER OPTION
DISPLAY BOX / QTY IN BOX	NO / OUTER - 2 PIECES



\* ONLY IP65 WITH 22.2V LI-ION BATTERY

### STEP 1

#### CHOOSE YOUR LIGHT BODY


#### JCB-SL-JT2000-R

BATTERY ONLY




#### JCB-SL-JT4000-R

BATTERY ONLY



#### JCB-SL-JT4000-H

110V/240V HYBRID



### STEP 2

#### CHOOSE YOUR POWER SOURCE

#### 4-IN-1 POWER TOOL ADAPTER

COMPATIBLE WITH: MAKITA, BOSCH, PANASONIC, HIKOKI



#### 5-IN-1 POWER TOOL ADAPTER

COMPATIBLE WITH: DEWALT, MILWAUKEE, METABO, CAS\*, MAFELL

\* CORDLESS ALLIANCE SYSTEM



#### LI-ION RECHARGEABLE BATTERY AND CHARGER

22.2V 4.4AH LI-ION



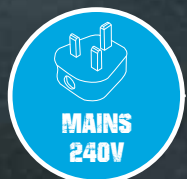
**POWERED YOUR WAY**

**KONNECT 4500**

**KONNECT 6500**



Supplied with adapters for  
 JCB | BOSCH | MAKITA | DEWALT | MILWAUKEE |  
 METABO | CAS (Cordless Alliance System)



**18V MULTI-BATTERY SITE LIGHT JCB-SL-KONNECT4500**

**FEATURES**

- Powered by 18V power tool battery (not supplied)
- Supplied with connectors for - JCB, Bosch, Makita, DeWalt / Milwaukee, Metabo / CAS
- Bright and robust 4500 lumen site light
- Indefinite runtime
- 4 light settings 100%, 75%, 50%, 25%
- Strong aluminium body
- Battery status and brightness indicator
- Tripod mountable and built-in USB power bank



**SPECIFICATION**

SPECIFICATIONS	4500 LUMENS
BATTERY	18V POWER TOOL BATTERY
MAXIMUM POWER RUNTIME	2 HOURS 18V POWER TOOL BATTERY
CHARGE TIME	N/A
IP RATING	IP65* WATER / DUSTPROOF
WARRANTY	3-YEARS
DIMENSIONS (MM)	156 (D) X 230 (W) X 290 (H)
WEIGHT	1.74KG
EAN NUMBER	0604565169952
DISPLAY BOX / QTY IN BOX	NO / OUTER - 6 PIECES




\* ONLY IP65 WHEN USED WITH BATTERY COVER

**18V MULTI-BATTERY HYBRID LIGHT JCB-SL-KONNECT6500**

**FEATURES**

- Hybrid powered by mains or 18V power tool battery (not supplied)
- Supplied with connectors for - JCB, Bosch, Makita, DeWalt / Milwaukee, Metabo / CAS
- Bright and robust 6500 lumen site light
- Indefinite runtime
- 4 light settings 100%, 75%, 50%, 25%
- Strong aluminium body
- Battery status and brightness indicator
- Tripod mountable and built-in USB power bank



**SPECIFICATION**

SPECIFICATIONS	6500 LUMENS
BATTERY	MAINS (5M CABLE) / 18V POWER TOOL BATTERY
MAXIMUM POWER RUNTIME	1.5 HOURS 18V POWER TOOL BATTERY
CHARGE TIME	N/A
IP RATING	IP65* WATER / DUSTPROOF
WARRANTY	3-YEARS
DIMENSIONS (MM)	157 (D) X 230 (W) X 314 (H)
WEIGHT	2.35KG
EAN NUMBER	0604565169969
DISPLAY BOX / QTY IN BOX	NO / OUTER - 4 PIECES



\* ONLY IP65 WHEN USED WITH BATTERY COVER

**SITE LIGHT LONG RUNTIME**

JCB-SL-XTREME2000-R

**FEATURES**

- 2000 lumen site light with steel construction
- Unique battery mounting system
- Comes with 2 x 22.2V li-ion batteries
- Long runtime of up to 16 hours at 2000 lm
- 2 settings 2000 lm, 1000 lm
- Metal stand and tripod mountable
- Strong, robust and versatile light
- Designed for extreme work environments



**SPECIFICATION**

SPECIFICATIONS	2000 LUMENS
BATTERY	2 X 22.2V LI-ION
MAXIMUM POWER RUNTIME	16 HOURS ON FULL CHARGE
CHARGE TIME	3 TO 4 HOURS PER BATTERY
IP RATING	IP65 WATER / DUSTPROOF / STRONG & TOUGH
WARRANTY	3-YEARS
DIMENSIONS (MM)	178 (D) X 234 (W) X 284 (H)
WEIGHT	3.9KG
EAN NUMBER	5060708070090
DISPLAY BOX / QTY IN BOX	NO / OUTER - 3 PIECES




**SITE LIGHT LONG RUNTIME**

JCB-SL-XTREME4000-R

**FEATURES**

- 4000 lumen site light with steel construction
- Unique battery mounting system
- Comes with 2 x 22.2V li-ion batteries
- Long runtime of up to 8 hours at 4000 lm
- 2 settings 4000 lm, 2000 lm
- Metal stand and tripod mountable
- Strong, robust and versatile light
- Designed for extreme work environments



**SPECIFICATION**

SPECIFICATIONS	4000 LUMENS
BATTERY	2 X 22.2V LI-ION
MAXIMUM POWER RUNTIME	8 HOURS ON FULL CHARGE
CHARGE TIME	3 TO 4 HOURS PER BATTERY
IP RATING	IP65 WATER / DUSTPROOF / STRONG & TOUGH
WARRANTY	3-YEARS
DIMENSIONS (MM)	178 (D) X 234 (W) X 284 (H)
WEIGHT	3.9KG
EAN NUMBER	5060708070106
DISPLAY BOX / QTY IN BOX	NO / OUTER - 3 PIECES



# ACCESSORIES

COMPLEMENTING THE JCB WORK LIGHT RANGE IS A RANGE OF ACCESSORIES INCLUDING ADAPTERS, BATTERIES, BRACKETS, CHARGERS AND TRIPODS WHICH OFFER QUICK DEPLOYMENT AND EASY SET-UP.





**4-IN-1 POWERTOOL ADAPTER**

JCB-ADAPT-4.1

**FEATURES**

- Unique adapter enabling you to use your batteries
- **Power tool battery compatibility - Makita, Bosch, Hikoki, Panasonic**
- 4-in-1 adapter can be mounted onto the JT series
- Use 18V powertool battery instead of 22.2V li-ion battery
- Simple slide on/off mounting system
- 3 brightness settings 100%, 50%, 25%
- Up to 7 hours runtime on 18V 5Ah at 2000 lumens



**SPECIFICATION**

WARRANTY	3-YEARS
DIMENSIONS (MM)	125 (D) X 100 (W) X 60 (H)
WEIGHT	261G
EAN NUMBER	0604565169624

**5-IN-1 POWERTOOL ADAPTER**

JCB-ADAPT-5.1

**FEATURES**

- Unique adapter enabling you to use your batteries
- **Power tool battery compatibility - DeWalt, Milwaukee, Metabo, Mafell, CAS**
- 5-in-1 adapter can be mounted onto the JT series
- Use 18V powertool battery instead of 22.2V li-ion battery
- Simple slide on/off mounting system
- 3 brightness settings 100%, 50%, 25%
- Up to 7 hours runtime on 18V 5Ah at 2000 lumens



**SPECIFICATION**

WARRANTY	3-YEARS
DIMENSIONS (MM)	125 (D) X 100 (W) X 60 (H)
WEIGHT	261G
EAN NUMBER	0604565169778

**22.2V LI-ION RECHARGEABLE BATTERY**

JCB-22.2V BATTERY

**FEATURES**

- **For use with the JT and Extreme series site lights**
- Power 22.2V 4.4Ah
- Li-ion rechargeable battery
- Battery status indicator
- 2 settings via switch 100%, 50%
- Up to 8 hours runtime based on 2000 lumens
- Charge time 3-4 hours



**SPECIFICATION**

WARRANTY	3-YEARS
DIMENSIONS (MM)	135 (D) X 90 (W) X 90 (H)
WEIGHT	850G
EAN NUMBER	5060708070144

**JCB 18V LI-ION BATTERY / FAST CHARGER**

JCB-18V BATTERY-CHARGER

**FEATURES**

- **For use with Konnect series site lights**
- Power 18V 4.0Ah
- JCB li-ion rechargeable battery
- LED charge indicator
- **Compatible with all JCB 18V power tools**
- Charge time 1 hour
- Up to 2 hours run time
- Comes with fast charger (2m cable)



**SPECIFICATION**

WARRANTY	3-YEARS
DIMENSIONS (MM)	135 (D) X 90 (W) X 90 (H)
WEIGHT	BATTERY 700G / CHARGER 600G
EAN NUMBER	CONTACT US

**MOUNTING MAGNETIC BRACKET**

JCB-MAGNETIC-BRACKET

**FEATURES**

- For use with the Tuffdual and Konnect site lights
- Very strong magnetic mounting bracket
- Use on any magnetic surface
- Fast and secure installation



**SPECIFICATION**

WARRANTY	3-YEARS
DIMENSIONS (MM)	55 (D) X 265 (W) X 72 (H)
WEIGHT	565G
EAN NUMBER	0604565169952

**1.7M TRIPOD WITH T-BAR & CARRY BAG**

JCB-TRIPOD-1.7

**FEATURES**

- Great build quality
- Steel body and T-Bar
- Fix or hang lights on T-Bar for elevated lighting
- Fully adjustable up to 1.7m
- Compact, quick deployment and easy setup
- Quick release feet
- Comes with T-Bar and carry bag



**SPECIFICATION**

WARRANTY	3-YEARS
DIMENSIONS (MM)	98 (D) X 168 (W) X 665 (H) *
WEIGHT	3.34KG
EAN NUMBER	5050708070120

\* FOLDED

**3M HEAVY DUTY TRIPOD**

JCB-TRIPOD-3

**FEATURES**

- 3M adjustable heavy duty tripod
- Strong steel construction
- Anchor points for extra stability
- Safety clips on legs to hold trailing cables
- 10mm thread
- Suitable for both indoor and outdoor use
- Use with dual bracket (T-Bar) for mounting 2 lights



\* FOLDED

**SPECIFICATION**

WARRANTY	3-YEARS
DIMENSIONS (MM)	140 (D) X 145 (W) X 1110 (H) *
WEIGHT	6KG
EAN NUMBER	5708997354315

**DUAL BRACKET FOR 3M TRIPOD**

JCB-TRIPOD-3-TBAR

**FEATURES**

- Heavy duty T-Bar for mounting 2 lights
- Strong steel construction
- For use with 3m tripod



**SPECIFICATION**

WARRANTY	3-YEARS
DIMENSIONS (MM)	65 (D) X 620 (W) X 70 (H)
WEIGHT	1KG
EAN NUMBER	5708997353080

**240V MAINS CHARGER**

JCB-MAINS CHARGER

**FEATURES**

- 240V mains charger
- For 22.2V li-ion batteries
- Input voltage 100-240V
- Voltage 25.2V
- Output 2A
- For use with the JT and Extreme series site lights



**SPECIFICATION**

WARRANTY	3-YEARS
DIMENSIONS (MM)	220 (D) X 120 (W) X 55 (H)
WEIGHT	375G
EAN NUMBER	5060708070175



# MADE FOR HARD WORK.

**3** YEAR REPLACEMENT WARRANTY  
NO SMALL PRINT, NO CATCHES

## WORK LIGHTS




## WORK LIGHTS

## HEAD TORCH



## SITE LIGHTS



## SITE LIGHTS





**JCB**  
**WORK LIGHTS**



**0800 292 2188**

**SALES@JCBWORKLIGHTS.COM**

**WWW.JCBWORKLIGHTS.COM**